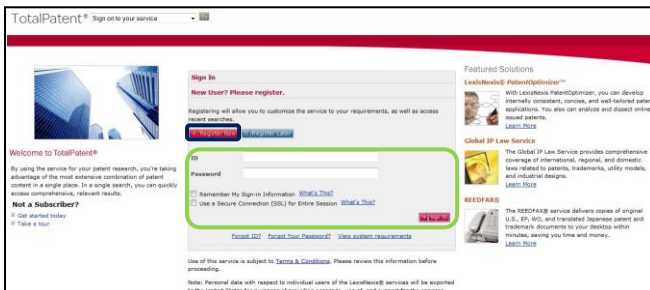


Total Patent is a patent database that user can access to full-text patent from the major patent authorities in the world and bibliographic information from 68 more authorities. It also includes images, citations, legal status, and patent family collections. User can search data in original language or in English and can use analytics tools such as create graphical maps and bar charts online, compare and analyze search results.

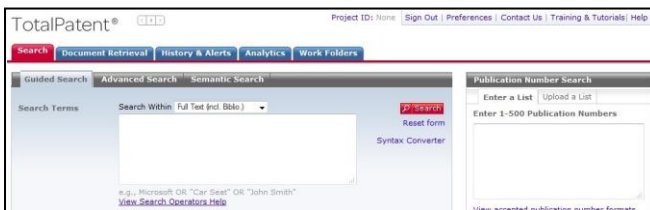
How to begin

Go to <http://www.car.chula.ac.th/curef/?filter=subject&id=4> and click on **Total Patent**. The screen will be shown as the following picture.



Users should sign in by adding ID and Password and then click on **Sign In**. For new users, please click on **Register Now** for registration (please use Chula email address for the registration).

When users signed in, the screen is shown as the following picture.



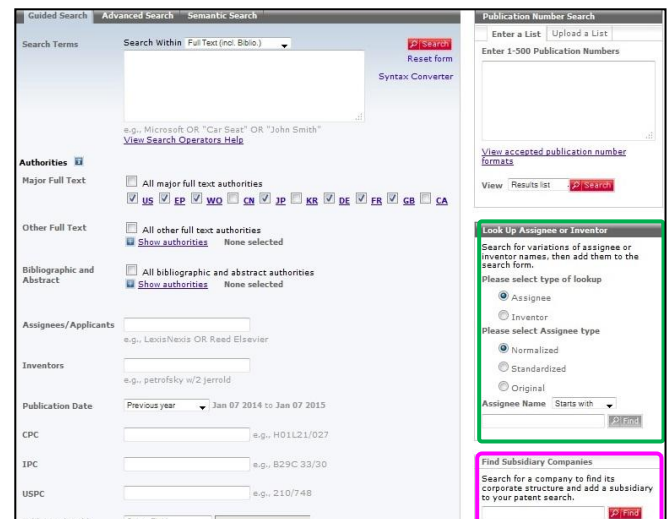
Information search

1 Publication Number Search



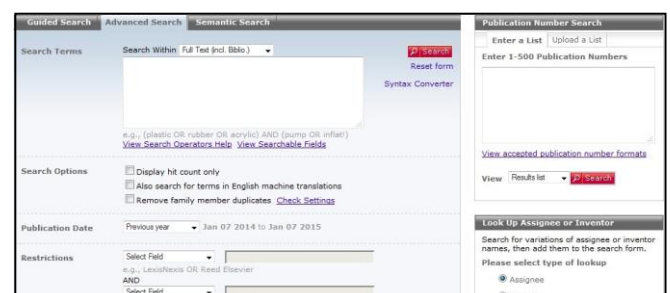
Add publication numbers in the box under **Enter a List** topic or upload publication numbers in CSV format under **Upload a List** topic, and then click on **Search**.


2 Guide Search



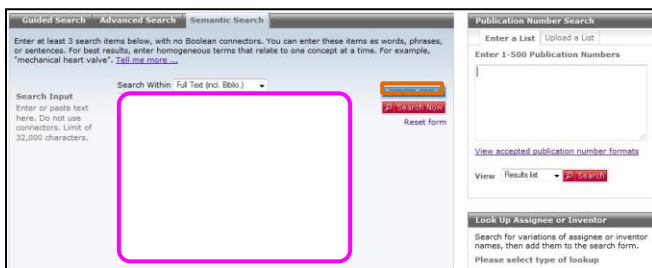
Type words or phrases, and search operators in the **Search Terms** box and select fields from **Search Within** topic. Users can add information about authorities under **Authorities** topic. Users can find assignee or inventor under **Look Up Assignee or Inventor** and add them into **Assignees/ Applicants** or **Inventors** boxes, and also find subsidiary companies under **Find Subsidiary Companies** topic and add them into **Assignees/ Applicants** box under **Authorities** topic. When users finish adding information, click on **Search**.


3 Advanced Search

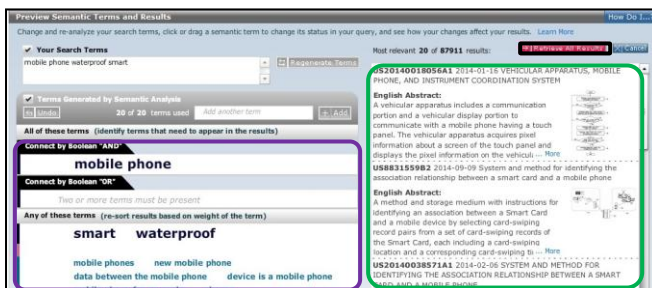



Type words or phrases, and search operators in the **Search Terms** box and select fields from **Search Within** topic. Users can find assignee or inventor under **Look Up Assignee or Inventor** and also find subsidiary companies under **Find Subsidiary Companies** topic, and can add them into **Search Terms** box. Users can select options from **Search Options** topic, limit range of publication date from **Publication Date** topic, add more information from **Restrictions** topic, and add information about authorities under **Authorities** topic. When users finish adding information, click on .

④ Semantic Search



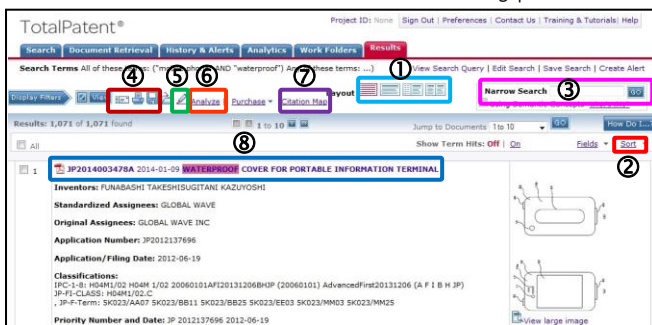
The screen is similar to Advanced Search but users need to type at least 3 words in **Search Input** box. When users finish adding information and click on , the screen will be shown as the following example picture.










On left side, users can manage words by dragging and dropping words from current status to others. On right side, users can view preview results. When users need to view results, click on .

Search results

The results screen is shown as the following picture.













- ① **Layout**  Users can change layout.
- ② **Sort**  Users can sort results.
- ③ Users can use narrow search to refine results.
- ④ Users can  email,  print, and  download documents.
- ⑤  Users can highlight words on the screen.
- ⑥ **Analyze**  Users can analyze results. There are visualization and comparison results.
- ⑦ Users can select no more than 20 patents and click on **Citation Map** to view citation map.
- ⑧ Users can view information of an interested document by clicking on the title of document.

Document screen

The document screen is shown as the following example picture.



- ① There are many ways to view the information.
 -  Click on **FULL** to view full text
 -  Click on **CLAIMS** to view claims
 -  Click on **IMAGE** to view image
 -  Click on **KEYWORD** to view keywords in context
 -  Click on **FAMILY** to view patent family information
 -  Click on **LEGAL** to view legal information
 -  Click on **COURTLINK** to view dockets (available for US patents)
 -  Click on **PDF** to view PDF format of document
 -  Click on **NEW WIN.** to view in new window

- ② **Language**  Users can select language (English or original language).

Sign out from the system

When users finish using the database, please click on **Sign Out** to sign out from the system.