

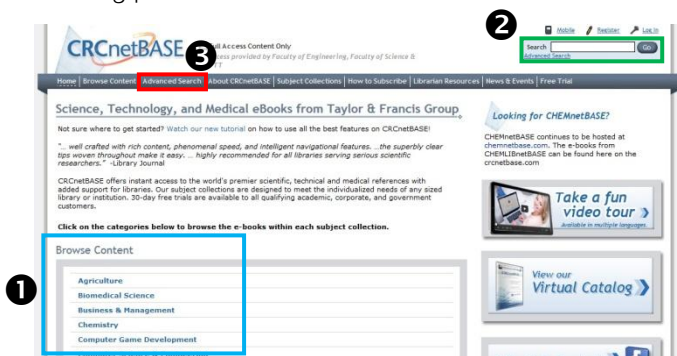


# CRCnetBASE

CRCnetBASE, the science, technology, and medicine eBook platform from CRC Press, is a database provides eBook collection more than 12,000 references in over 350 subject areas and more than 40 collections such as agricultural, biomedical science, business, chemistry, computer science, engineering, environmental science, ergonomics, food science, forensics, geosciences, healthcare, homeland security, information technology, life science, materials science, mathematics, medicine, nanoscience, nutrition, occupational health and safety, pharmaceutical, physics, polymers, public administration, science and technology, statistics, veterinary medicine, and water science.

## How to begin

Go to <http://www.car.chula.ac.th/curef-db/slist.html#science> and click CRCnetBASE. The screen is shown as the following picture.



## Information search

**1** Browse Content: Select subject to view eBooks in that subject

**2** Search: Type words or phrases in the box and click Go

**3** Advanced Search: Click Advanced Search to go to the advanced search screen that is shown as the picture on the right side



3.1 Type words or phrases in the proper boxes and select operators (And, Or)

3.2 Add publication date range

3.3 Select subjects

3.4 Click 

**Search Criteria** Search Clear

**General Search** 3.1



Full text  And   
Book/Chapter Title  And   
Author (by Chapter)  And   
ISBN/DOI

**Publication Dates** 3.2

Between: Year  and Year

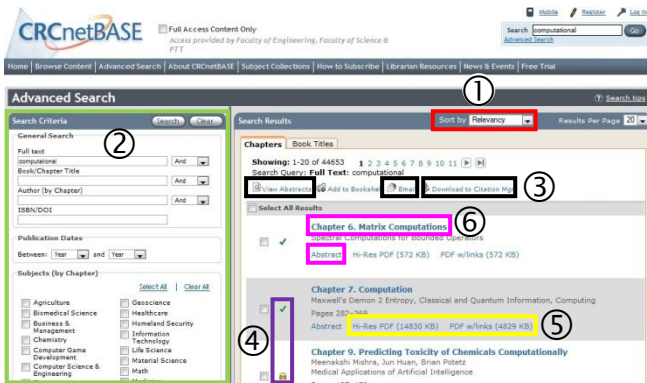
**Subjects (by Chapter)** 3.3 [Select All](#) | [Clear All](#)

<input checked="" type="checkbox"/> Agriculture	<input checked="" type="checkbox"/> Geoscience
<input checked="" type="checkbox"/> Biomedical Science	<input checked="" type="checkbox"/> Healthcare
<input checked="" type="checkbox"/> Business & Management	<input checked="" type="checkbox"/> Homeland Security
<input checked="" type="checkbox"/> Chemistry	<input checked="" type="checkbox"/> Information Technology
<input checked="" type="checkbox"/> Computer Game Development	<input checked="" type="checkbox"/> Life Science
<input checked="" type="checkbox"/> Computer Science & Engineering	<input checked="" type="checkbox"/> Material Science
<input checked="" type="checkbox"/> Economics	<input checked="" type="checkbox"/> Math
<input checked="" type="checkbox"/> Energy & Clean Technology	<input checked="" type="checkbox"/> Medicine
<input checked="" type="checkbox"/> Engineering - Chemical	<input checked="" type="checkbox"/> Nanoscience & Technology
<input checked="" type="checkbox"/> Engineering - Civil	<input checked="" type="checkbox"/> Nutrition
<input checked="" type="checkbox"/> Engineering - Electrical	<input checked="" type="checkbox"/> Occupational Health & Safety
<input checked="" type="checkbox"/> Engineering - Environmental	<input checked="" type="checkbox"/> Pharmaceutical Science & Regulation
<input checked="" type="checkbox"/> Engineering - General	<input checked="" type="checkbox"/> Physics
<input checked="" type="checkbox"/> Engineering - Industrial & Manufacturing	<input checked="" type="checkbox"/> Polymer Science
<input checked="" type="checkbox"/> Engineering - Mechanical	<input checked="" type="checkbox"/> Public Administration & Public Policy
<input checked="" type="checkbox"/> Engineering - Mining	<input checked="" type="checkbox"/> Social Sciences
<input checked="" type="checkbox"/> Environmental Science	<input checked="" type="checkbox"/> Statistics
<input checked="" type="checkbox"/> Ergonomics & Human Factors	<input checked="" type="checkbox"/> Veterinary Medicine
<input checked="" type="checkbox"/> Food Science & Culinary Science	<input checked="" type="checkbox"/> Water Science & Engineering
<input checked="" type="checkbox"/> Forensics & Criminal Justice	


3.4  

## Search results and result management

The example of search result screen with the word computational in Search is shown as the following picture.





① Users can sort results by select Relevancy, Publication Date, Author, or Titles A – Z.

② Users can limit results by add more information in the Search Criteria such as type words or phrases in the proper boxes, select operators, add publication date range, select subjects, and then click 


③ When users select  the interested records, users can:


3.1 Click  to view abstracts of selected records

3.2 Click  to send information to Email


3.3 Click  to export citation to EndNote

④ There are the symbols to show the access.

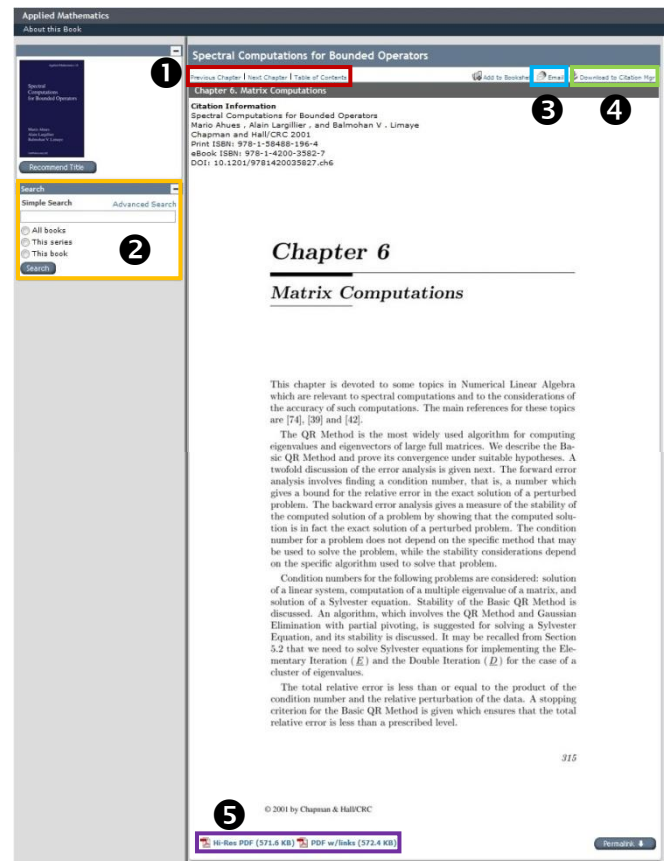
4.1  = Full access

4.2  = No access


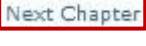

⑤ Users can click  or  to view PDF full text.


⑥ Users can click on document titles or  to view the information of documents.

The screen will be shown as the following picture.

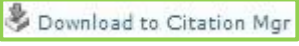




① Users can view other chapters by:


- 1.1 Click  to view previous chapter
- 1.2 Click  to view next chapter
- 1.3 Click  to view table of contents

② Users can type words or phrases in the Simple Search, select a field (All books, This series, This book), and click  or use Advanced Search to view results.

③ Users can click  to send information to Email.

④ Users can click  to export citation to EndNote.

⑤ Users can click  or  to view PDF full text. The screen is shown as the following picture.



Click  to download the document

Click  to print out