



A service of iParadigms, LLC

## **A Brief Introduction**

[www.turnitin.com](http://www.turnitin.com)

# Training Agenda



Turnitin overview



Training of Turnitin's plagiarism prevention



Questions/Answers



Where to get more information

turnitin



## About Turnitin

Turnitin is a suite of educational tools for digital assessment, plagiarism detection, online grading and peer review.

- From a US company called iParadigms
- Established in 1996
- Over 6,000 customers in 90 countries worldwide
- Featured in CNN, Fox News and 48 Hours

Turnitin



## Who will be benefit

Turnitin is a suite of educational tools for digital assessment, plagiarism detection, online grading and peer review.

- International Program
- Graduate School (Ph.D, M.S., M.B.A., etc.)
- Liberal Art Faculty (English program)
- Language Center

Turnitin



## What is Plagiarism?

From Oxford Dictionary

- **Plagiarize** /playjriz/ (also **plagiarise**)
  - **verb** take (the work or idea of someone else) and pass it off as one's own.
  - DERIVATIVES **plagiarism** noun **plagiarist** noun **plagiarizer** noun.
  - ORIGIN from Latin *plagiarius* 'kidnapper', from Greek *plagion* 'a kidnapping'.

Turnitin



# Turnitin Overview

Microsoft Word

### Turnitin Originality Report

My Paper by John Doe  
Processed on 09-19-05 2:29 PM PDT ID: 18789621 Word Count: 659

Overall Similarity Index: 58% [exclude quoted](#) [exclude bibliography](#) mode: show highest matches together

Connectionist models are programmed to learn to perform complex computations.

**Currently, scientists are limited to just one model of a habitable planet.** For Compulink, the

system means a steady revenue stream, which foreshadows the erosion of ecclesiastical authority.

**Connectionist models also tend to exhibit "graceful degradation in the presence of random variability"**

(Smith 52). The gradient descent method reduces error but involves more time.

**Nuclear ballistic missile submarines were some of the most important deterrents. The**

**resulting output is usually quite close to the correct**

- 21% match (ProQuest)  
[Forman, Preston P. Compulink buffeted by 'good growing pains', Computer Reseller News, Sep 14, 1998](#)
- 17% match (internet)  
<http://www.spaceref.com>
- 13% match (student papers from 07/24/05)  
[Submitted to Turnitin University](#)
- 8% match (internet)  
<http://www.geokids.com>



# What Turnitin Searches

1. Current and archived copy of the publicly accessible Internet (**more than 12 billion pages indexed**)



2. Millions of **published works** from periodicals, journals, and publication databases.

3. More than 60 Million **student papers** previously submitted to Turnitin since 1996



Turnitin



# Turnitin Other Tools

- Peer Review

(my paper) reviewing paper: History of Jazz author: Wong, Andrew

view topic question(s): [1](#) [2](#) [3](#) [4](#) [5](#) [view metrics](#) [hide marks](#) [save & close](#) [help](#)

**topic question #1:** Which parts of this paper do you think most need revision? Why? *(no minimum length)*

I thought this paper was very interesting but it could have been improved if...

active rubric: - no rubric selected - ▼ mark/rubric:

The 90's have brought a much needed revitalization to the jazz world and one of those areas that have seen the effects is the return of the conventional "swing" band. Generally referred to as "retro-swing", this 90's movement has garnered quite a large national following along with some major press for some of its top performers. Retro-swing incorporates the same bouncing, swinging feel as the 30's and 40's swing band but the newer retro-swingers have also added a number of more recent influences as well. One of the more noticeable influences has to do with the faster beat rhythms which often have those lindy hoppers working double-time to keep pace. Also a number of the recent bands have sounds based/influenced on such modern styles as ska and punk which also add to the faster swing rhythms.



# Turnitin Other Tools

- Online grading

Turnitin GradeMark [print](#) [help](#)

"The Formation of the US Constitutio..." by Patricia Holden  
Submitted on 08-30-05 4:53 PM PDT ID: 18905835 Word Count: 1178

turnitin

grade for this paper:  out of 100 [instructor view](#) jump to next mark: [▲](#) [▼](#)

The American Revolution ended two centuries of British rule for most of the North American colonies and created the modern United States of America. The Revolutionary era was both exhilarating and disturbing---a time of progress for some, dislocation for others. In the wake of the Revolution came as varied as the drafting and ratification of the Constitution of the United States of America and the rebellions of slaves who saw the contrast between slavery and proclamations of liberty.

American leaders faced much opposition from the states after the American



# Selected Client List

## Higher Education in USA

Georgetown University  
Miami Dade College  
University of Maryland University College  
University of Florida  
Lehigh University  
Rutgers University  
Auburn University  
Hofstra University  
California State University System  
Tulane University  
University of California Los Angeles  
University of California Irvine

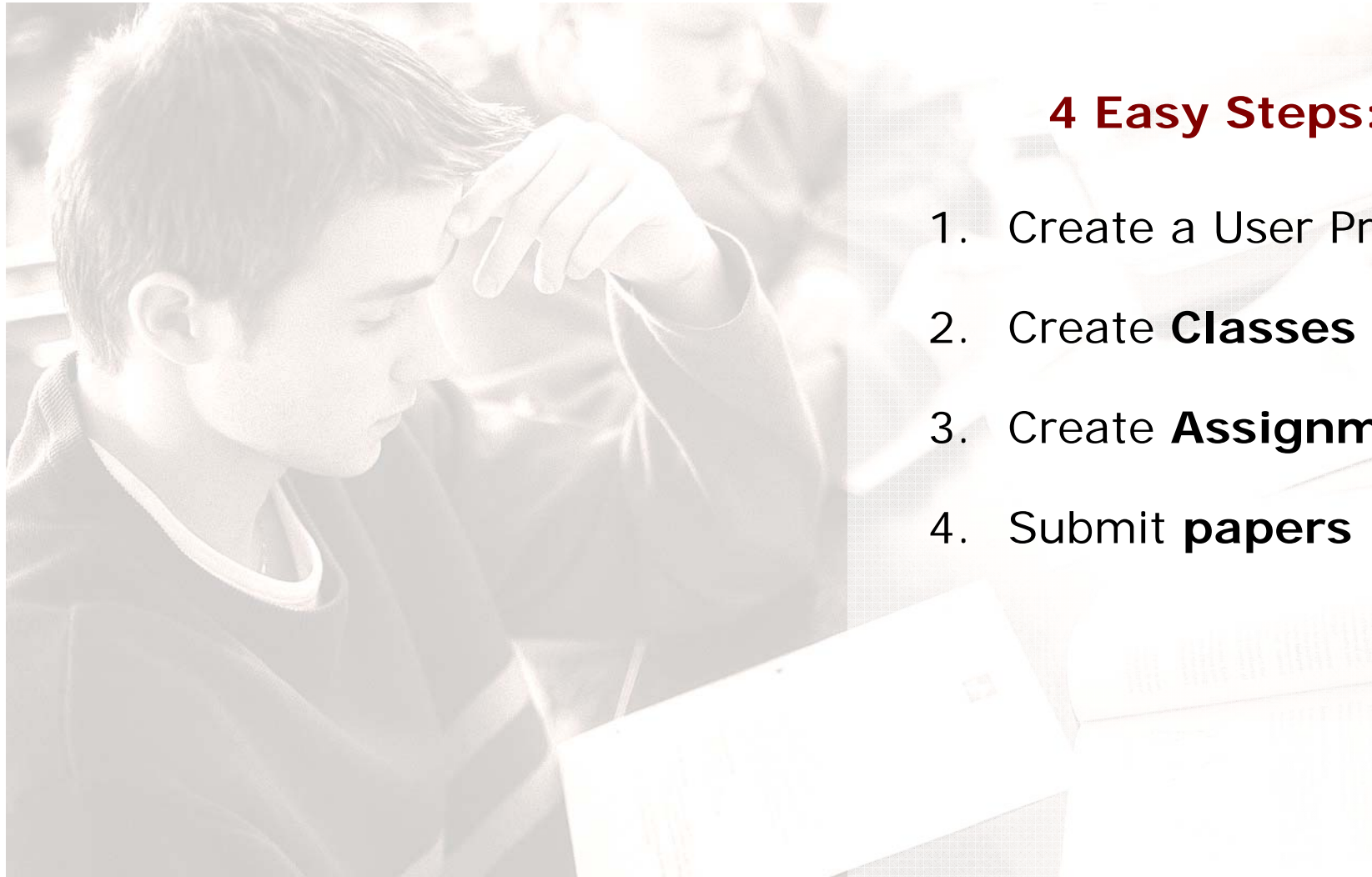
## International

Over 90% of all the Colleges and Universities in the United Kingdom  
The American University in Cairo  
Ryerson Polytechnic University  
University of Toronto  
National University of Singapore  
University of Victoria  
Trinity College  
The University of Waikato  
Auckland University of Technology  
American University of Beirut  
Cairo American College  
Shanghai American School

Turnitin



# Getting Started



## 4 Easy Steps:

1. Create a User Profile
2. Create **Classes**
3. Create **Assignments**
4. Submit **papers**



# Thank you

**i**

Where to get more information

[pootorn@book.co.th](mailto:pootorn@book.co.th)

Pootorn Ruangying-Products Specialist

Tel. 02-375-2685, 02-732-1954-8 ext. 614

or

Academic Sale team

Database Online Department

Book Promotion & Service Co.,Ltd.

or

[www.turnitin.com](http://www.turnitin.com)





# Price Module

## Turnitin Selling Pricing Yr.2008

### A.) University

#### (A.1) Single Campus License

- Turnitin License fee : \$2,000
- Plagiarism Prevention Module (PPM) fee : \$2.00 Per FTE (Min 1,000 FTEs)

#### (A.2) Department License

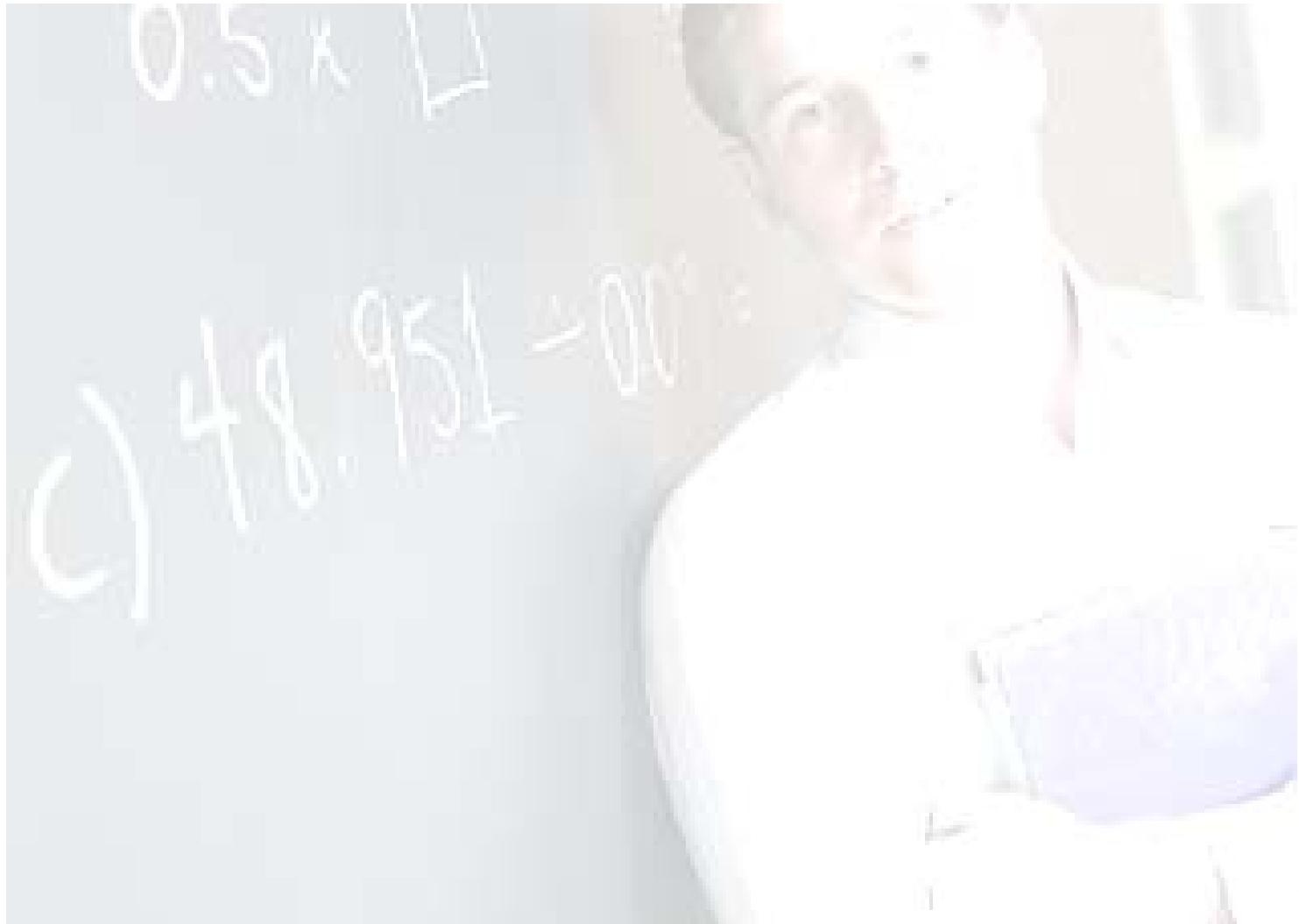
- Turnitin License fee : \$1,500
- Plagiarism Prevention Module (PPM) fee : \$2.50 Per FTE (Min 500 FTEs)

---

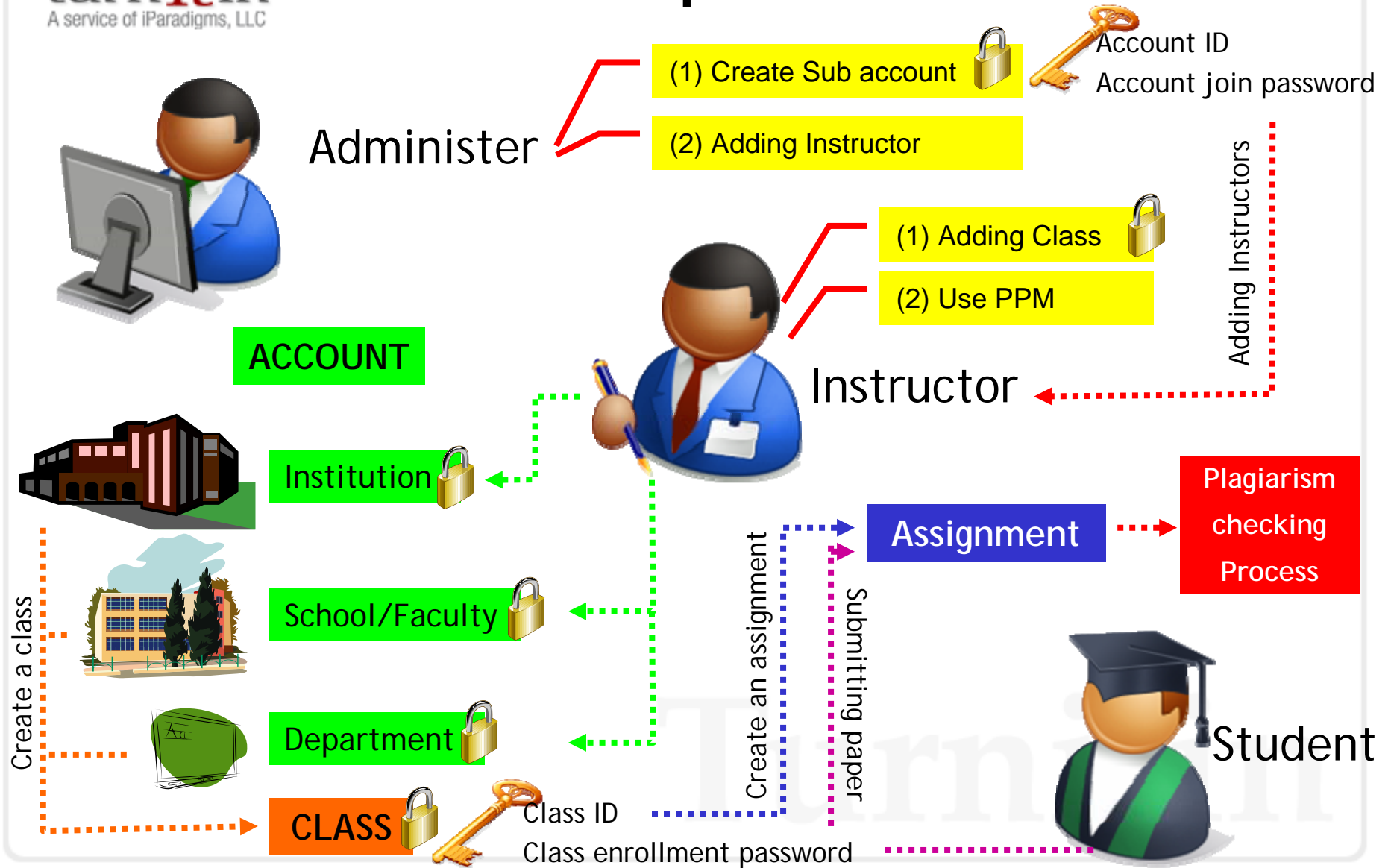
### B.) International School

- Turnitin License fee : \$1,000
- Plagiarism Prevention Module (PPM) fee : \$2.00 Per FTE (Min 500 FTEs)

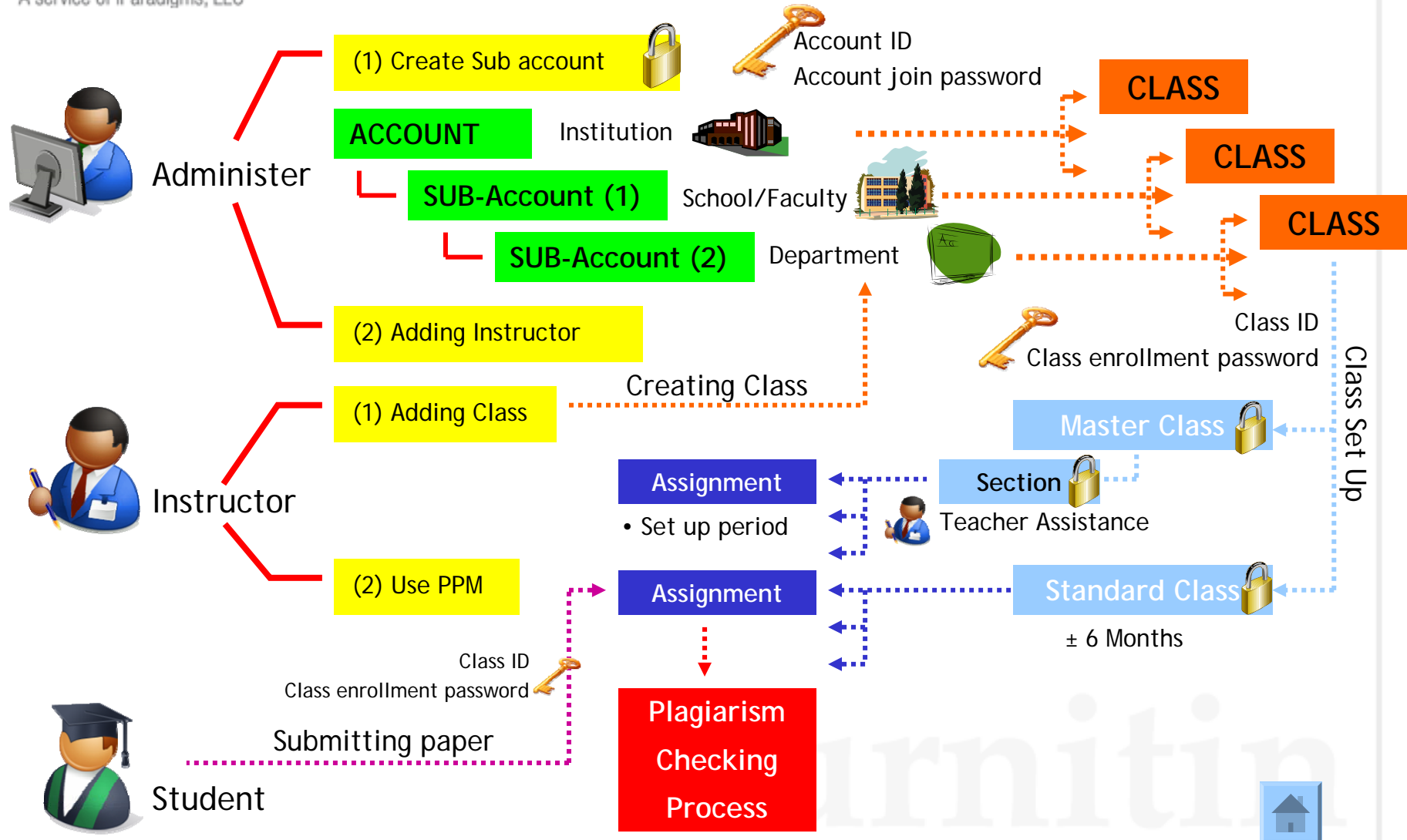
# Demo



# Set Up Line



# User Types





# How to (Administration) do?



Administer

## How to create Sub-Account ?

(1) Create Sub account



Account ID

Account join password

ACCOUNT

Institution



CLASS

SUB-Account (1)

School/Faculty



CLASS

*Admin's Sub-Account*

SUB-Account (2)

Department



CLASS

*Admin's Sub-Account*

## How to set up Admin's Sub-Account ?

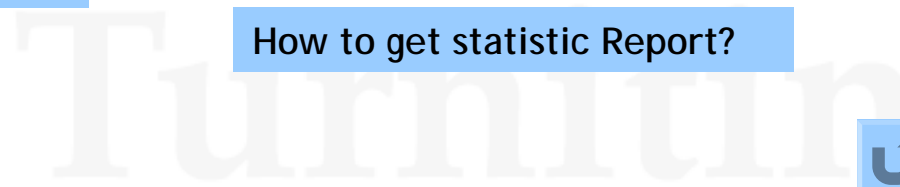
(2) Adding Instructor

## How to create Instructor ?

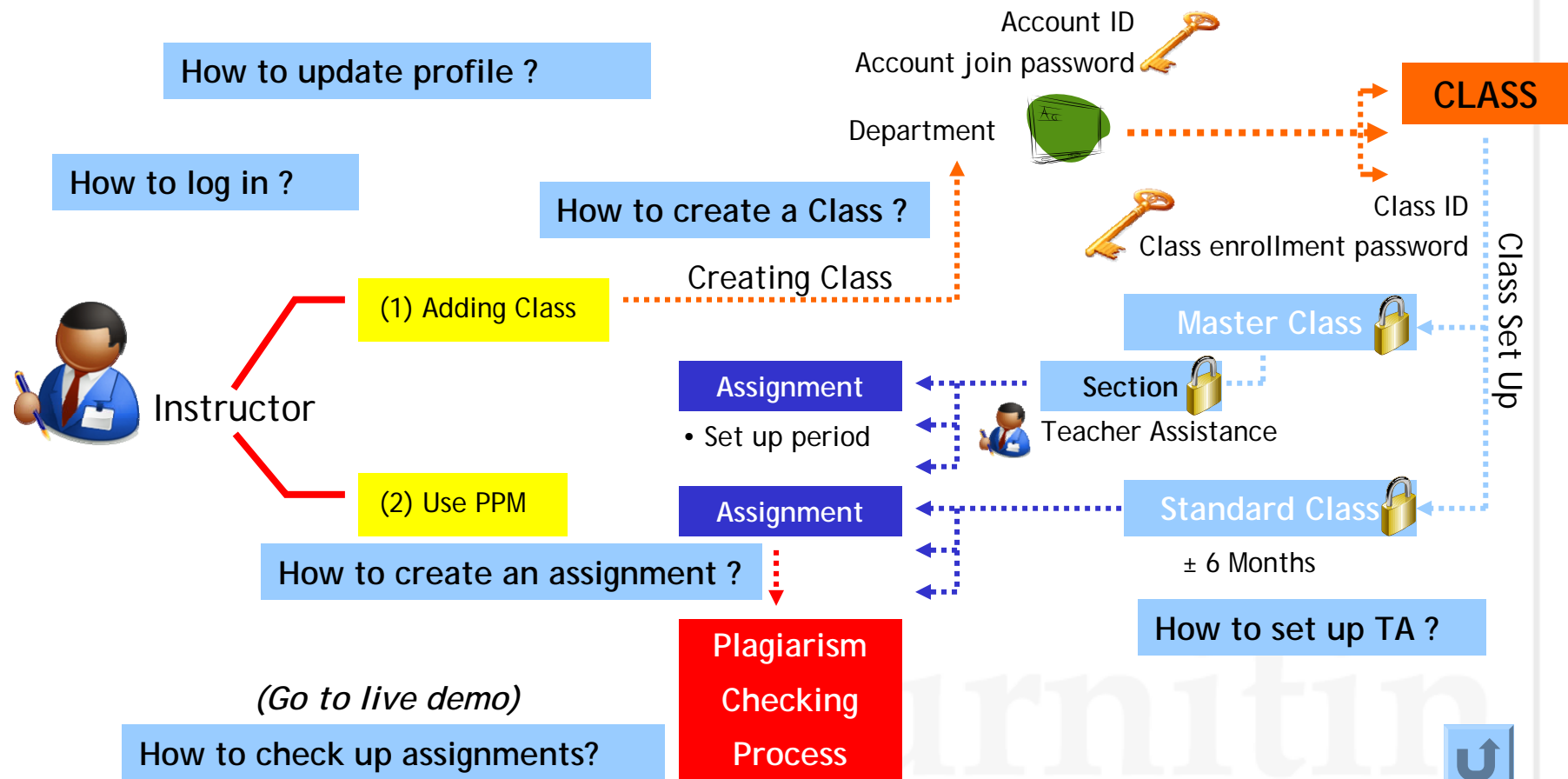
## How to log in ?

## How to update profile ?

## How to get statistic Report?



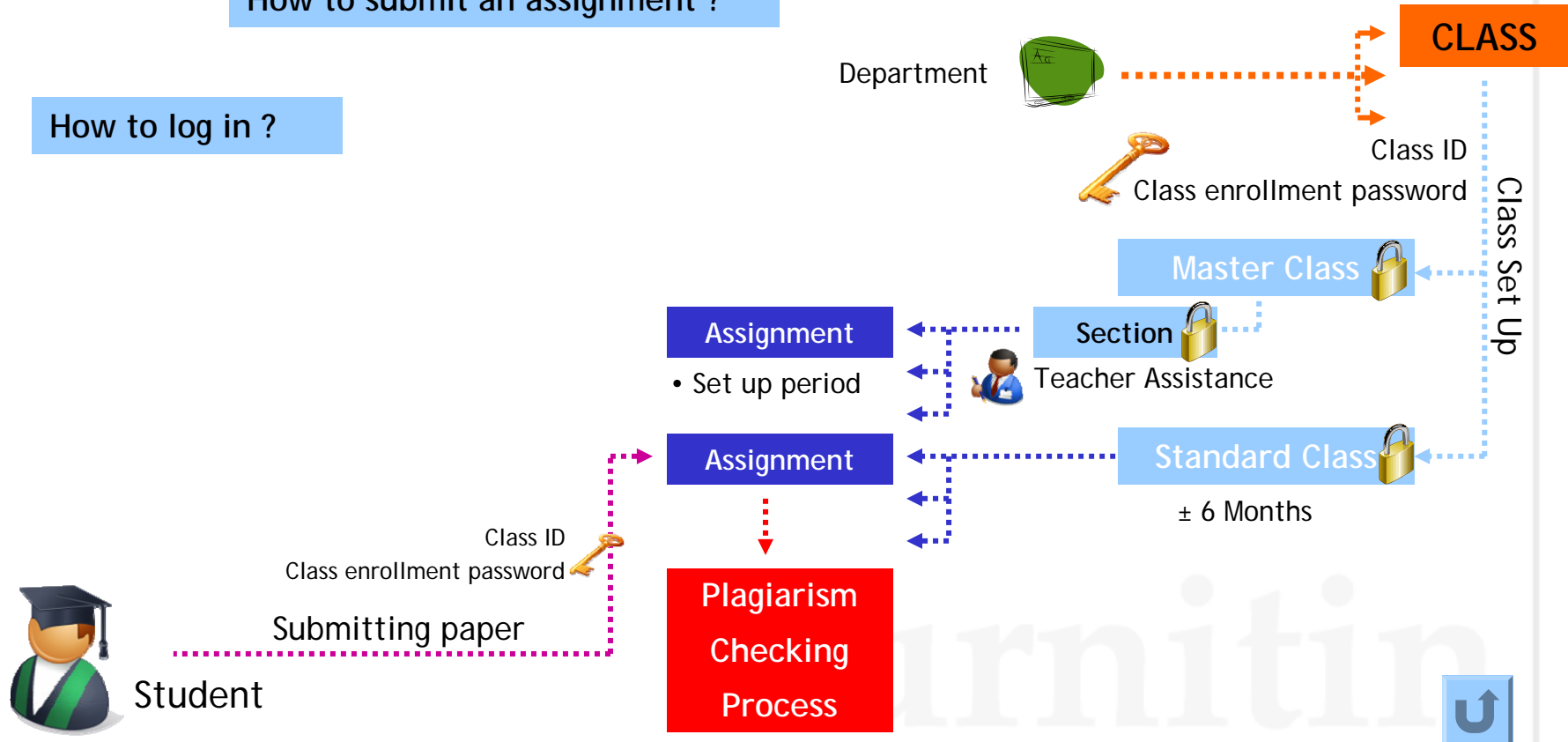
# How to *(Instructor)* do?



# How to *(Student)* do?

How to submit an assignment ?

How to log in ?





# Administration ACCESS!!

Turnitin



# Administration Information

From: [limching@igroupnet.com](mailto:limching@igroupnet.com) [mailto:[limching@igroupnet.com](mailto:limching@igroupnet.com)]  
Sent: Friday, September 28, 2007 8:31 AM  
To: [benjapornsam@au.edu](mailto:benjapornsam@au.edu)  
Subject: Welcome to Turnitin: Assumption University

Dear Benjaporn Samudinkaew

Welcome to Turnitin!

Your Turnitin account has been activated. You may begin using our collaborative learning environment at [www.turnitin.com](http://www.turnitin.com).

Your login information:

Your user e-mail address: [benjapornsam@au.edu](mailto:benjapornsam@au.edu)

Your user password: xxxxxxxxxxxx

Your account information:

Your account name: Assumption University

Your account ID: 49316

Your account join password: xxxxxxxxxxxx

To ensure your privacy, please do not share your account ID and account join password with anyone outside of your educational institution, and please do not post this information in a public forum.


turnitin





# Log in Page



English 

[Login Page](#)

[Forgot Your Password?](#)

[New Users](#)

E-Mail:






Password:

[Login](#)



Your user e-mail address: [benjapornsam@au.edu](mailto:benjapornsam@au.edu)

Your user password: abac123

Assumption University		<a href="#">renew account</a>					
account ID	account name	status	instructors	new account	stats	update	del
4936	<a href="#">Assumption University</a>	active					

Turnitin 

Now viewing: Assumption University

accounts | instructors | stats | libraries | set time zone

**submit** ▶

personal information	user preferences
<p><b>user name:</b> <input type="text" value="benjapornsam@au.edu"/> <small>(must be a valid email address)</small></p> <p><b>password:</b> <input type="password" value="*****"/> <small>(case sensitive, must contain 6-12 characters and at least one letter and one number)</small></p> <p><b>confirm password:</b> <input type="password" value="*****"/></p> <p><b>secret question:</b> <input type="text" value="What is your favorite song?"/> ▼</p> <p><b>question answer:</b> <input type="text" value="abac"/></p> <p><b>last name:</b> <input type="text" value="Samudinkaew"/></p> <p><b>first name:</b> <input type="text" value="Benjaporn"/></p> <p><b>user title:</b> <input type="text"/></p> <p><b>address:</b> <input type="text" value="592 Ramkhamhaeng 24"/></p> <p><b>city:</b> <input type="text" value="Hua mark, Bangkok"/></p> <p><b>state:</b> <input type="text" value="select state..."/> ▼</p> <p><b>country:</b> <input type="text" value="Thailand"/> ▼</p> <p><b>postal code:</b> <input type="text" value="10240"/></p> <p><b>phone:</b> <input type="text" value="862-300-4643-62"/></p> <p><b>fax:</b> <input type="text"/></p>	<p><b>default user type:</b> <input type="text" value="administrator"/> ▼</p> <p><b>default submission type:</b> <input type="text" value="file upload"/> ▼</p> <p><b>items per page:</b> <input type="text" value="25"/> ▼</p> <p><b>file download format:</b> <input type="text" value="let me choose each time"/> ▼</p> <p><b>show page info:</b> <input type="text" value="yes"/> ▼</p> <p><b>send me email updates:</b> <input type="text" value="yes"/> ▼</p> <p><b>use class homepage link:</b> <input type="text" value="no"/> ▼</p> <p><b>link URL:</b> <input type="text"/></p> <p><b>link name:</b> <input type="text"/></p> <p><b>default language:</b> <input type="text" value="(no preference)"/> ▼</p> <p style="text-align: center;"><a href="#">manage listserv lists</a></p>



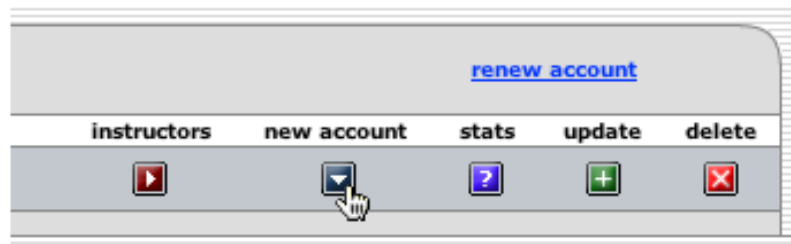


# Add a new account

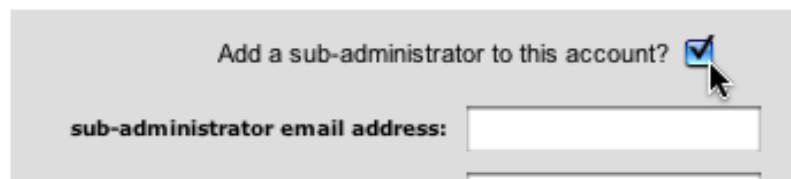
Turnitin 



# Add New Account



1 Click the *new account* icon to add a sub-account.



2 Click to add a sub-administrator to your account.

To add an account:

1. Click the *new account* icon next to your account 1.
2. On the next screen, enter the following:
  - an account name
  - an account join password that instructors will use to join the account
3. If you would like to assign a sub-administrator to your account, click the sub-administrator checkbox and enter the first name, last name, and e-mail address of the sub-administrator 2.
4. Select the features that you want to allow instructors joined to the account to use. If a feature is grayed-out, it has not been purchased for your account.



Assumption University							<a href="#">renew account</a>
account ID	account name	status	instructors	new account	stats	update	del
49316	<a href="#">Assumption University</a>	active					

Welcome, Benjaporn Samudinkaew

- [user info](#)
- [user type](#)
- [logout](#)
- [messages](#)
- [help](#)



Now viewing: Assumption University

- [accounts](#)
- [instructors](#)
- [stats](#)
- [libraries](#)

**add account** submit ▶

account name:

join password:

Add a sub-administrator to this account?

sub-administrator email address:

sub-administrator last name:

sub-administrator first name:

**allow these features:**

- grademark
- peer review
- gradebook
- discussion boards
- distributed grading





Welcome, Benjaporn Samudinkaew

[user info](#) [user type](#) [logout](#) [messages](#) [help](#)



Now viewing: All accounts

[accounts](#) [instructors](#) [stats](#)

Assumption University							<a href="#">renew account</a>
account ID	account name	status	instructors	new account	stats	update	del
49316	<a href="#">Assumption University</a>	active					
49332	<a href="#">Business Administration</a>	active					

Copyright © 1998-2007 iParadigms, LLC. All Rights Reserved.

[usage policy](#) | [privacy pledge](#) | [helpdesk](#) | [research resources](#)





Welcome, Benjaporn Samudinkaew

[user info](#) [user type](#) [logout](#) [messages](#) [help](#)



Now viewing: Business Administration

[accounts](#) [instructors](#) [stats](#) [libraries](#)

#### add account

▶

account name:

join password:


Add a sub-administrator to this account?

sub-administrator email address:

sub-administrator last name:

sub-administrator first name:

#### allow these features:

- grademark
- peer review
- gradebook
- discussion boards
- distributed grading 

Turnitin





# Add New Instructor

Turnitin 

# Adding Instructors

## Adding Instructors

You can add instructors to your account individually or all-at-once by uploading a list of instructors.

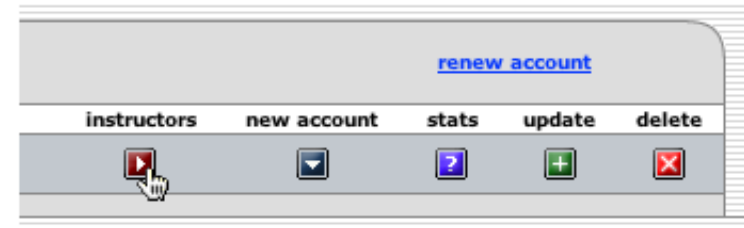
To add an individual instructor to your account:

1. Click the instructor icon next to an account to open the account's instructor list **2**.
2. Click the *add instructor* link **3**.
3. On the add instructor page, enter the first name, last name, and e-mail address of the instructor you want to add and click *submit*. The instructor will be added to your instructor list **4**.

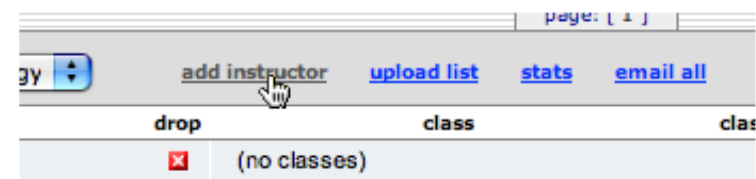
If you would like, you can enroll all of your instructors at once by submitting a list of instructors in a text, MS Word, or MS Excel file. Each instructor should be listed in this format (one instructor per line)::

Joe,Brown,jbrown@mydomain.com


Once you have put together a list of instructors, you can upload it to your account.



- 2** Click the *instructors* icon to open your instructor list.



- 3** Click the *add instructor* link to add an instructor.




joined	instructor name	user ID	email
03-11-05	Hernandez, Melissa	1696938	demo2@turnitin.
03-11-05	Jones, Jack	1696936	demo1@turnitin.

- 4** The instructor list of an account with two joined instructors.



# Adding Instructors (2)

Welcome, Benjorn Samudinkaew 
[user info](#) [user type](#) [logout](#) [messages](#) [help](#)

Now viewing: Assumption University 

[accounts](#) [instructors](#) [stats](#) [libraries](#) [set time zone](#)

Page: [ 1 ]

joined	instructor name	user ID	email	drop	class	class ID	status
09-30-07	<a href="#">Chan_sutee</a>	10158075	<a href="mailto:winai_chan@hotmail.com">winai_chan@hotmail.com</a>	<input checked="" type="checkbox"/>	Turnitin test-Oct 07 (1)	2029254	active
09-30-07	<a href="#">R_Pootorn</a>	10227586	<a href="mailto:pootorn@gmail.com">pootorn@gmail.com</a>	<input checked="" type="checkbox"/>	Turnitin test-Oct 07 (master)	2029243	active
09-27-07	<a href="#">Samudinkaew_Benja...</a>	10196131	<a href="mailto:benjapornsam@au.edu">benjapornsam@au.edu</a>	<input checked="" type="checkbox"/>	(no classes)	--	--
<u>10-01-07</u>	<a href="#">T_Wirot</a>	10230483	<a href="mailto:wirote@book.co.th">wirote@book.co.th</a>	<input checked="" type="checkbox"/>	(no classes)	--	--

Copyright © 1998-2007 iParadigms, LLC. All Rights Reserved. 
[usage policy](#) | [privacy pledge](#) | [helpdesk](#) | [research resources](#)



# STATS

Welcome, Benjaporn Samudinkaew

[user info](#) [user type](#) [logout](#) [messages](#) [help](#)



Now viewing: Assumption University

[accounts](#) [instructors](#) [stats](#) [set time zone](#)

[export to excel](#)

Now viewing: Assumption University

Show:

Stats displayed are from September 27, 2007 to September 30, 2007.

Show:

name	current status	join/enrollment password	ID	instructors	students	submissions	originality reports	75-100%	50-74%	25-49%	0-24%	no matches	peer reviews	grademarks	graded papers	discussion replies	discussion topics
Assumption University (cumulative)	active	abaclib1	49316	2	2	-	-	-	-	-	-	-	-	-	-	-	-
<a href="#">Chan_sutee</a>	joined	-	10158075	-	2	-	-	-	-	-	-	-	-	-	-	-	-
<a href="#">R_Pootorn</a>	joined	-	10227586	-	-	-	-	-	-	-	-	-	-	-	-	-	-







# Create a User Profile

Instructors set by themselves

Turnitin 

# Step 1

Create a user profile

Please select whether you will be using the service as an instructor or a student.

are you a student or instructor?

next >

select user type...  
student  
instructor

- Admin provides Class ID (University ID) and PSW to Instructors
  - (Internal published for Lecturers Only)

Create a user profile

To join an account as an instructor you will need a password and ID combination, which you should have received either from your account administrator or from the instructor of the class for which you are a teaching assistant.

If you do not have this combination, or your combination appears to be incorrect, please contact your administrator or instructor.

Turnitin account/class ID:

Turnitin join password:

< previous      next >

- Institution ID
  - Assumption University
  - ID : 49316
  - PSW : abaclib1



# Step 2,3

**Create a user profile**

Thank you! You have successfully joined the account:

**Assumption University**

The next step is to enter your email address, which will be your user name.

enter your email address:

**Create a user profile**

Now you will create your password.

Please keep in mind that your password is case sensitive (for example, paSS123 would be different than pass123), must be 6-12 characters long, and contain at least one letter and one number (for added security).

enter your password:

confirm your password:

- System recognize your institution
- Add Instructors' e-mail
  
- Set his/her password and confirm

Turnitin 

# Step 4,5

- Set a secret question and answer combination

**Create a new user profile**

Next, please enter a secret question and answer combination. You will be asked for this combination if you ever forget your password and need to reset it.

secret question:

question answer:

**Please select a secret question**

- What is your mother's maiden name?
- What is your father's middle name?
- What are the last five digits of your SSN?
- What was your first phone number?
- What is your library card number?
- Who is your favorite author?
- What is your favorite book?
- What is your favorite movie?
- Who is your favorite actor/actress?
- What is your favorite T.V. show?
- Who is your favorite athlete/sports figure?
- What is your favorite song?
- What is your favorite music group?

- And put his/her name

**Create a user profile**

Please enter your first and last name.

your first name:

your last name:



# Step 6

- Confirm that you agree in term of use.

**Create a user profile**

Please read our user agreement below. Select "I agree" to complete your user profile.

Turnitin and its services are maintained by iParadigms, LLC ["Licensor"], and offered to you, the user ["User"], conditioned on your acceptance without modification of the terms, conditions, and notices contained herein. Your use of this web site constitutes your agreement to all such terms, conditions, and notices.

**Personal and noncommercial use limitation**  
This web site is for your personal and noncommercial use. You

[I disagree -- cancel profile](#)      [I agree -- create profile](#)

**Create a user profile (completed)**

Thank you! Your user profile is now complete.

Now that you are a Turnitin instructor and have joined a Turnitin account, you may wish to create a class. You can do this by logging in and creating your class manually, or continue with our **class setup wizard**, which will take first time users through the steps necessary to create classes, assignments, and start submitting papers.

[log in to Turnitin](#)      [start wizard](#)

Turnitin 



# How to set a class?

Turnitin 

# Set a new class

Welcome, Pootorn R

[my classes](#) [user info](#) [user type](#) [logout](#) [messages](#) [help](#)



Now viewing: All accounts and classes

**i** This is your instructor homepage. To create a class, click the add a class link. To display a class's assignments and papers, click the class's name.

[join account](#) [join account \(TA\)](#)

[Assumption University](#)

[add a class](#)

Show:

No classes have been added to this account. To add your first class, click [here](#).



Now viewing: Assumption University

**i** To create a class, enter a class name and a class enrollment password. Click submit to add the class to your homepage. For a master class, you will also need to enter a TA join password.

join account join account (TA)

create a new: **master class**

master class name:

class end date:

**Note:** There are two ways to add teaching sections to a master class: you can create sections yourself, or have your teaching assistants join your master class and create their own sections. To add sections yourself, click "submit" and then press the "add section" button next to the name of this master class on your home page. If you intend to have your assistants join themselves, please enter the password they will use below.

TA join password:

- 2 Options
  - standard class
  - master class





Now viewing: All accounts and classes

This is your instructor homepage. To create a class, click the add a class link. To display a class's assignments and papers, click the class's name.

join account join account (TA)

Assumption University

add a class

Show: active classes

Note: Your class, "Turnitin test-Oct 07", is set to expire within 30 days. Expired classes become read-only and are automatically moved into your expired classes folder. You can extend the end date of any class by clicking on the green "update" button below.

class ID	class name	status	stats	update	del
2029243	section → Turnitin test-Oct 07	active			

https://www.turnitin.com - Turnitin - Mozilla ...

### new master class confirmation

You have just created the new master class: **Turnitin test-Oct 07**. For instructors to enroll in this class, they will need both the **join password** you have chosen and the unique **class ID** generated by Turnitin:

class ID: **2029243**  
join password: **abacta01**

Note: Should you ever forget the class ID, it is shown next to the name of this class on your class list, just like in this example:

948	Painting 2			
-----	------------	--	--	--

Done www.turnitin.com



Welcome, Pootorn R

[my classes](#) [user info](#) [user type](#) [logout](#) [messages](#) [help](#)



Now viewing: Assumption University

**i** To add a section to your class, enter information for your section and click submit.

[join account](#) [join account \(TA\)](#)

add a class section

submit ▶

TA's last name:

TA's first name:

TA's email address:

**Note:** The information you enter here will be sent to the added TA's email address, along with instructions on how to start using Turnitin. If the TA does not already have a user profile with Turnitin, we will generate a user password and send it along with this email.





Welcome, Pootorn R

- my classes
- user info
- user type
- logout
- messages
- help



Now viewing: All accounts and classes

**i** This is your instructor homepage. To create a class, click the add a class link. To display a class's assignments and papers, click the class's name.

- join account
- join account (TA)

[Assumption University](#)

[add a class](#)

Show:

**Note:** Your classes, "Turnitin test-Oct 07", "Turnitin test-Oct 07", are set to expire within 30 days. Expired classes become read-only and are automatically moved into your expired classes folder. You can extend the end date of any class by clicking on the green "update" button below.

class ID	class name	status	stats	update	del
2029243	<a href="#">section →</a> <a href="#">Turnitin test-Oct 07</a>	active			
2029254	<a href="#">TA201 (Chan, s.)</a>	active			

Copyright © 1998-2007 iParadigms, LLC. All Rights Reserved.

[usage policy](#) | [privacy pledge](#) | [helpdesk](#) | [research resources](#)





# Create an Assignment

Turnitin 



Welcome, Pootorn R

[my classes](#) [user info](#) [user type](#) [logout](#) [messages](#) [help](#)



Now viewing: Assumption University: Turnitin test-Oct 07



This is your master class homepage. To create an assignment, click the create a new assignment link. Once assignments have been added to your master class homepage, you can add them to sections by clicking the button in the push to sections column. The status names in this column provide you with an overview of the assignments that have been pushed to sections.

[class home](#) [students](#) [gradebook](#) [libraries](#) [calendar](#) [preferences](#)

[create a new assignment](#)

[assignment library](#)

Welcome! Before you or your students can submit a paper, you first need to create an assignment. To create your first assignment, click [here](#).

Copyright © 1998-2007 iParadigms, LLC. All Rights Reserved.

[usage policy](#) | [privacy pledge](#) | [helpdesk](#) | [research resources](#)





To create an assignment, enter an assignment title and choose the start and due dates for the assignment. If you like, you can enter an additional assignment description. By default, papers submitted to this assignment will be checked against all of our databases. If you would like to create a custom search or view other advanced assignment options, select yes using the show advanced assignment options pulldown.

class home students gradebook libraries calendar preferences

create a new: **paper assignment** submit ▶

assignment title:

point value:

start date: Sep 30 2007 at 8 : 38 PM

due date: Oct 7 2007 at 11 : 59 PM

post date: Oct 8 2007 at 12 : 00 AM

enter special instructions (optional):

Would you like to select a rubric set? no

Do you want to push this assignment to your sections? yes

Generate Originality Reports for submissions? yes

Show advanced assignment options? no, use default options

Show advanced assignment options? **yes**

Generate Originality Reports for student submissions: immediately (first report is final)

Allow submissions after the due date? no

Allow other papers to be checked against submissions? yes

Compare submissions against these search targets:

- student paper database
- current and archived internet
- periodicals, journals, & publications

**paper assignment**  
 peer review assignment  
 writing review assignment  
 revision assignment





Now viewing: Assumption University: Turnitin test-Oct 07



This is your assignment push page. To add the selected assignment to all of your sections, click the submit button. If you would like to add your assignment to specific sections, make sure the checkbox in the push? column is checked for only those sections that you want to receive the assignment. If you would like to push the assignment with dates, make sure the option for pushing assignment dates is checked. If dates are not specified, your TAs will need to add dates to the assignment before it is an active assignment.

class home students gradebook libraries calendar preferences

push to sections: 1 - Interview01

push assignment dates?

section name	section instructor	assignment status	push?
TA201	Chan, s	not pushed	<input checked="" type="checkbox"/>



Now viewing: Assumption University: Turnitin test-Oct 07



This is your master class homepage. To create an assignment, click the create a new assignment link. Once assignments have been added to your master class homepage, you can add them to sections by clicking the button in the push to sections column. The status names in this column provide you with an overview of the assignments that have been pushed to sections.

class home students gradebook libraries calendar preferences

[create a new assignment](#) [assignment library](#)

#	assignment	start	due	post	push to sections	delete
1	<a href="#">Interview01</a>	10-01-07	10-05-07	10-05-07	<input type="button" value="(full)"/>	<input type="button" value="x"/>





Welcome, Pootorn R

- my classes
- user info
- user type
  - instructor
  - student
- logout
- messages
- help



Now viewing: Assumption University: Turnitin test-Oct 07



This is your master class homepage. To create an assignment, click the create a new assignment link. Once assignments have been added to your master class homepage, you can add them to sections by clicking the button in the push to sections column. The status names in this column provide you with an overview of the assignments that have been pushed to sections.

- class home
- students
- gradebook
- libraries
- calendar
- preferences

[create a new assignment](#)

[assignment library](#)

#	assignment	start	due	post	push to sections	delete
1	<a href="#">Interview01</a>	10-01-07	10-05-07	10-05-07	(full)	

Copyright © 1998-2007 iParadigms, LLC. All Rights Reserved.

[usage policy](#) | [privacy pledge](#) | [helpdesk](#) | [research resources](#)







# Recheck Portfolio

Turnitin 



Welcome, Pootorn R

[my classes](#) [user info](#) [user type](#) [logout](#) [messages](#) [help](#)



Now viewing: Enroll in a class

**i** To enroll a class, enter the class ID and enrollment password and click submit. If you do not have a class ID and enrollment password, contact your instructor for this information.

**!** You may not directly join a master class. Please enter the section ID and enrollment password to join the class.

enroll in a class

enroll in a class

class/section ID:

enrollment password:

Copyright © 1998-2007 iParadigms, LLC. All Rights Reserved.

[usage policy](#) | [privacy pledge](#) | [helpdesk](#) | [research resources](#)

Turnitin





Welcome, Pootorn R

- my classes
- user info
- user type
- logout
- messages
- help



Now viewing: All classes

**i** This is your student homepage. The homepage shows your enrolled classes. To enroll in a new class, click the enroll in a class button. Click a class name to open your portfolio for the class. From your portfolio, you can submit a paper.

enroll in a class

Assumption University

class ID	enter a class	instructor	status	drop class
2029254	<a href="#">Turnitin test-Oct 07 (TA201)</a>	<a href="#">Chan, s.</a>	active	

Copyright © 1998-2007 iParadigms, LLC. All Rights Reserved.

[usage policy](#) | [privacy pledge](#) | [helpdesk](#) | [research resources](#)





Welcome, Pootorn R

- my classes
- user info
- user type
- logout
- messages
- help



Now viewing: Assumption University: Turnitin test-Oct 07 : TA201

**i** This is your class portfolio page. To submit a paper, click on the paper shaped submit icon to the right of the assignment. To view the start and due dates and times for an assignment, click on the assignment name.

- class portfolio
- peer review
- my grades
- discussion
- calendar

assignment list			your portfolio			
#	assignment	submit	title	submitted	contents	reviews
1	<a href="#">Interview01</a>	↑				
	10-01-07 10-05-07					

Copyright © 1998-2007 iParadigms, LLC. All Rights Reserved.

[usage policy](#) | [privacy pledge](#) | [helpdesk](#) | [research resources](#)





Now viewing: Assumption University: Turnitin test-Oct 07 : TA201

This is your class calendar. Assignment and peer review dates appear on your calendar. To add lecture notes, an announcement, or a holiday to your calendar, click a calendar date.

[class portfolio](#) [peer review](#) [my grades](#) [discussion](#) [calendar](#)

Jan Feb Mar Apr May Jun July Aug Sep Oct Nov Dec 2007 [list](#) [syllabus](#)

Sunday	Monday	Tuesday	Wednesday	Thursday	Friday	Saturday
	1 start: <a href="#">Interview01</a>	2	3	4	5 due: <a href="#">Interview01</a>	6
7	8	9	10	11	12	13
14	15					
21	22					
28	29					

**title:** Interview01    **type:** Paper Assignment

**start date:** 10-01-07 10:45 AM PDT    **due date:** 10-05-07 12:00 AM PDT

No instructions have been entered for this assignment.

search criteria: **internet, student papers, TurnitinUK student paper database, periodicals, journals, & publications**

rubric set: **(none)**

accept submissions after  
due date: **no**





# Student access

Turnitin 



### Create a user profile

Please select whether you will be using the service as an instructor or a student.

are you a student or instructor?

next ▶



### Create a user profile

All students must be enrolled in an active class. To enroll in a class, please enter the class ID number and class enrollment password that you were given by your instructor.

Please note that the password and pin code are case-sensitive. If you do not have this information, or the information you are entering appears to be incorrect, please contact your instructor.

**You may not directly join a master class. Please enter the section ID and enrollment password to join the class.**

Turnitin class ID:

Turnitin class enrollment password:

[◀ previous](#)

[next ▶](#)

Turnitin







### Create a user profile

Thank you! You have successfully joined the class:

**Turnitin test-Oct 07**

The next step is to enter your email address, which will be your user name.

enter your email address:

### Create a new user profile

Next, please enter a secret question and answer combination. You will be asked for this combination if you ever forget your password and need to reset it.

secret question:

question answer:

### Create a user profile

Please enter your first and last name.

your first name:

your last name:

[◀ previous](#)


[next ▶](#)

### Create a user profile (completed)

Welcome! You have just enrolled in the class: [Turnitin test-Oct 07](#).

You are now ready to submit a paper.

To submit a paper, please login and click on the name of your class. You will be taken to your class portfolio page, which will look much like this:

#	assignment	submit
1	<a href="#">assignment 1</a>	
	<input type="text" value="07-17-03"/> <input type="text" value="07-10-03"/>	

click to submit

Next to the name of your first assignment will be a submit button. Click the submit button to submit your first paper.

[end wizard and log in](#)





Welcome, Tue R

- [my classes](#)
- [user info](#)
- [user type](#)
- [logout](#)
- [messages](#)
- [help](#)



Now viewing: All classes

**i** This is your student homepage. The homepage shows your enrolled classes. To enroll in a new class, click the enroll in a class button. Click a class name to open your portfolio for the class. From your portfolio, you can submit a paper.

[enroll in a class](#)

Assumption University

class ID	enter a class	instructor	status	drop class
2029254	<a href="#">Turnitin test-Oct 07 (TA201)</a>	<a href="#">Chan, s.</a>	active	

Copyright © 1998-2007 iParadigms, LLC. All Rights Reserved.

[usage policy](#) | [privacy pledge](#) | [helpdesk](#) | [research resources](#)





Welcome, Tue R

- my classes
- user info
- user type
- logout
- messages
- help



Now viewing: Assumption University: Turnitin test-Oct 07 : TA201

**i** This is your class portfolio page. To submit a paper, click on the paper shaped submit icon to the right of the assignment. To view the start and due dates and times for an assignment, click on the assignment name.

- class portfolio
- peer review
- my grades
- discussion
- calendar

assignment list			your portfolio			
#	assignment	submit	title	submitted	contents	reviews
1	<a href="#">Interview01</a>					
	10-01-07 10-05-07					

Copyright © 1998-2007 iParadigms, LLC. All Rights Reserved.

[usage policy](#) | [privacy pledge](#) | [helpdesk](#) | [research resources](#)





# Student Access

For submitting Paper

Turnitin 



Welcome, Tue R

- my classes
- user info
- user type
- logout
- messages
- help



Now viewing: All classes

**i** This is your student homepage. The homepage shows your enrolled classes. To enroll in a new class, click the enroll in a class button. Click a class name to open your portfolio for the class. From your portfolio, you can submit a paper.

enroll in a class

Assumption University

class ID	enter a class	instructor	status	drop class
2029254	<a href="#">Turnitin test-Oct 07 (TA201)</a>	<a href="#">Chan, s.</a>	active	

Copyright © 1998-2007 iParadigms, LLC. All Rights Reserved.

[usage policy](#) | [privacy pledge](#) | [helpdesk](#) | [research resources](#)





Welcome, Tue R

- my classes
- user info
- user type
- logout
- messages
- help



Now viewing: Assumption University: Turnitin test-Oct 07 : TA201

**i** This is your class portfolio page. To submit a paper, click on the paper shaped submit icon to the right of the assignment. To view the start and due dates and times for an assignment, click on the assignment name.

- class portfolio
- peer review
- my grades
- discussion
- calendar

assignment list			your portfolio			
#	assignment	submit	title	submitted	contents	reviews
1	<a href="#">Interview01</a>					
	10-01-07 10-05-07					

Copyright © 1998-2007 iParadigms, LLC. All Rights Reserved.

[usage policy](#) | [privacy pledge](#) | [helpdesk](#) | [research resources](#)





Now viewing: Assumption University: Turnitin test-Oct 07 : TA201

**i** To submit a paper, locate the paper you want to submit on your computer by clicking the "browse" button and enter a title for the paper. Select an enrolled student using the student pulldown to associate the submission with a student and click the submit button to upload the paper.

[class portfolio](#) [peer review](#) [my grades](#) [discussion](#) [calendar](#)

submit a paper by:

first name:

last name:

submission title:

browse for the file to upload:

We currently accept document files of the following types: MS Word, WordPerfect, PostScript, PDF, HTML, RTF, and plain text.

File size limit:  
~10 MB





**Set new TA to join class!!**

Turnitin 





### Create a user profile

Please select whether you will be using the service as an instructor or a student.

are you a student or instructor?

next ▶

Turnitin





### Create a user profile

To join an account as an instructor you will need a password and ID combination, which you should have received either from your account administrator or from the instructor of the class for which you are a teaching assistant.

If you do not have this combination, or your combination appears to be incorrect, please contact your administrator or instructor.

Turnitin account/class ID:   
Turnitin join password:

[◀ previous](#)

[next ▶](#)

### Create a user profile

(Thank you! You are now a teaching assistant for the class):

#### Turnitin test-Oct 07

Please enter a section number/title for your new section. You will also need to enter an enrollment password, which your students will use in combination with your section ID above to enroll.

section number/title:   
enrollment password:

[◀ prev](#)

[next ▶](#)





# Add new instructor in a new account

Turnitin 



Welcome, Benjaporn Samudinkaew

[user info](#) [user type](#) [logout](#) [messages](#) [help](#)



Now viewing: Assumption University: Business Administration

[accounts](#) [instructors](#) [stats](#) [libraries](#)

#### add an instructor

To add an instructor, enter a first name, last name, and email address and click submit.  
If the instructor already has a user profile, they will be notified and joined to your account immediately. If they do not have a profile, we will create one and send them an email notification with a temporary password.

**account name:** [Assumption University, Business Administration](#)

**first name:**

**last name:**

**email (user name):**





Welcome, Benjaporn Samudinkaew

[user info](#) [user type](#) [logout](#) [messages](#) [help](#)



Now viewing: Assumption University: Business Administration

[accounts](#) [instructors](#) [stats](#) [libraries](#)

Page: [ 1 ]

Show: [Assumption University](#) [Business Administration](#) [--- all instructors ---](#) [add instructor](#) [upload list](#) [stats](#) [email all](#)

joined	instructor name	user ID	email	drop	class	class ID	status
<a href="#">10-01-07</a>	<a href="#">S. Prapaiporn</a>	10231049	<a href="mailto:prapaiporn@book.co.th">prapaiporn@book.co.th</a>	<input checked="" type="checkbox"/>	(no classes)		--

Copyright © 1998-2007 iParadigms, LLC. All Rights Reserved.

[usage policy](#) | [privacy pledge](#) | [helpdesk](#) | [research resources](#)

Turnitin





Welcome, Benjaporn Samudinkaew

[my classes](#) [user info](#) [user type](#) [logout](#) [messages](#) [help](#)



Now viewing: Join account

**i** To join an account, enter the account's ID and password below and click submit. This information is available from your account administrator.

[join account](#) [join account \(TA\)](#)

join a Turnitin account

account ID:

join password:

Copyright © 1998-2007 iParadigms, LLC. All Rights Reserved.

[usage policy](#) | [privacy pledge](#) | [helpdesk](#) | [research resources](#)

Turnitin





Welcome, Benjaporn Samudinkaew

[my classes](#) [user info](#) [user type](#) [logout](#) [messages](#) [help](#)



Now viewing: All accounts and classes

**i** This is your instructor homepage. To create a class, click the add a class link. To display a class's assignments and papers, click the class's name.

[join account](#) [join account \(TA\)](#)

[Assumption University](#)

[add a class](#)

Show:

No classes have been added to this account. To add your first class, click [here](#).

[Department of Marketing](#)

[add a class](#)

Show:

No classes have been added to this account. To add your first class, click [here](#).





# Thank you

[pootorn@book.co.th](mailto:pootorn@book.co.th)

Turnitin